



Zoom Telemedicine Platform Tip Sheet

Joining a Tele Visit From your laptop or Desktop

A Riverside staff member will contact you 15 minutes prior to your appointment to confirm the provider is ready to join the Tele Visit. Once the staff member indicates it's time for you to join the meeting, use the google calendar invite sent to you via email to connect.

1. Click on the Join Zoom meeting link located at the bottom of the email.

You have been invited to the following event.

Kathy Test

When Tue Mar 31, 2020 4pm – 4:15pm Eastern Time - New York

Where <https://us04web.zoom.us/j/421156302> (map)

Calendar krodriguez@riversidemedgroup.com

Who

- natoot@riversidemedgroup.com - organizer
- krodriguez@riversidemedgroup.com

Nadia Atoot is inviting you to a scheduled Zoom meeting.

Join Zoom Meeting
<https://us04web.zoom.us/j/421156302>

Meeting ID: 421 156 302

Going (krodriguez@riversidemedgroup.com)? [Yes](#) - [Maybe](#) - [No](#) [more options »](#)

2. Open Zoom and you will automatically join the meeting.


Open Zoom?

<https://us04web.zoom.us> wants to open this application.



3. Enable your computer audio

Zoom ×

 **Do you want to continue without audio?**
You will not be able to hear other participants in the meeting, nor will they hear you.

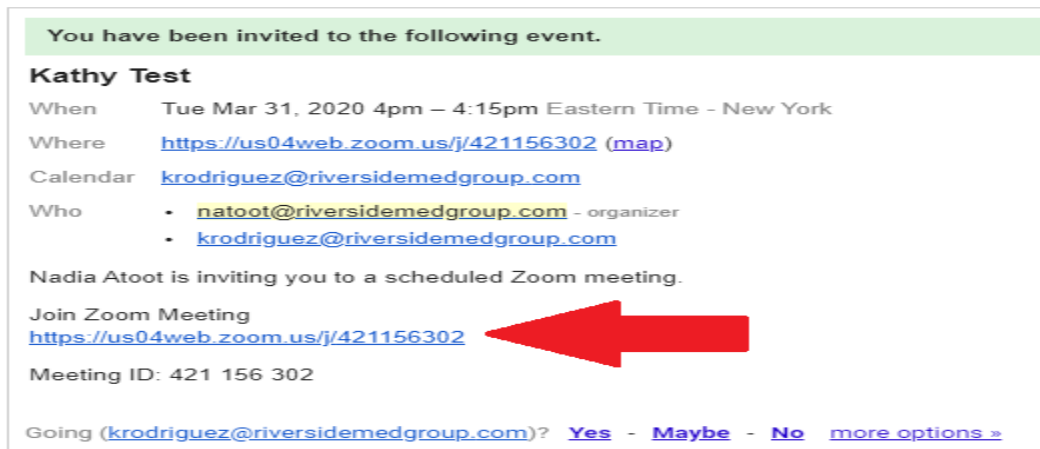
[Join with Computer Audio](#) [Continue](#)

Joining a Tele Visit From your smartphone

1. Download the **Zoom App** from the App Store or Play Store

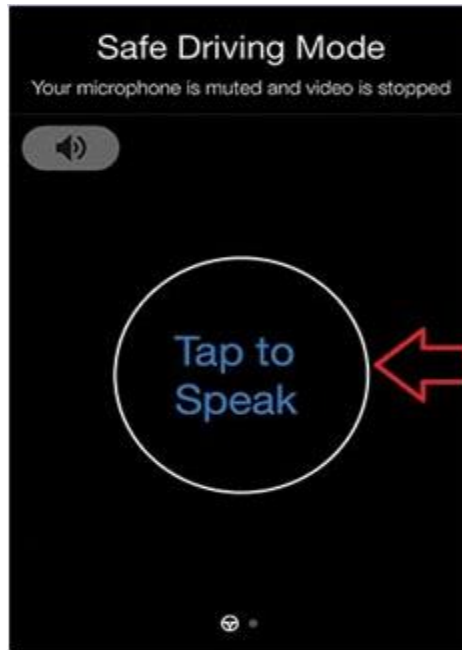


2. A Riverside staff member will contact you 15 minutes prior to your appt to confirm the provider is ready to join the Tele Visit. Once the staff member indicates it's time for you to join the meeting, use the google calendar invite sent to you via email to connect. Click on the Zoom link located at the bottom of the email.



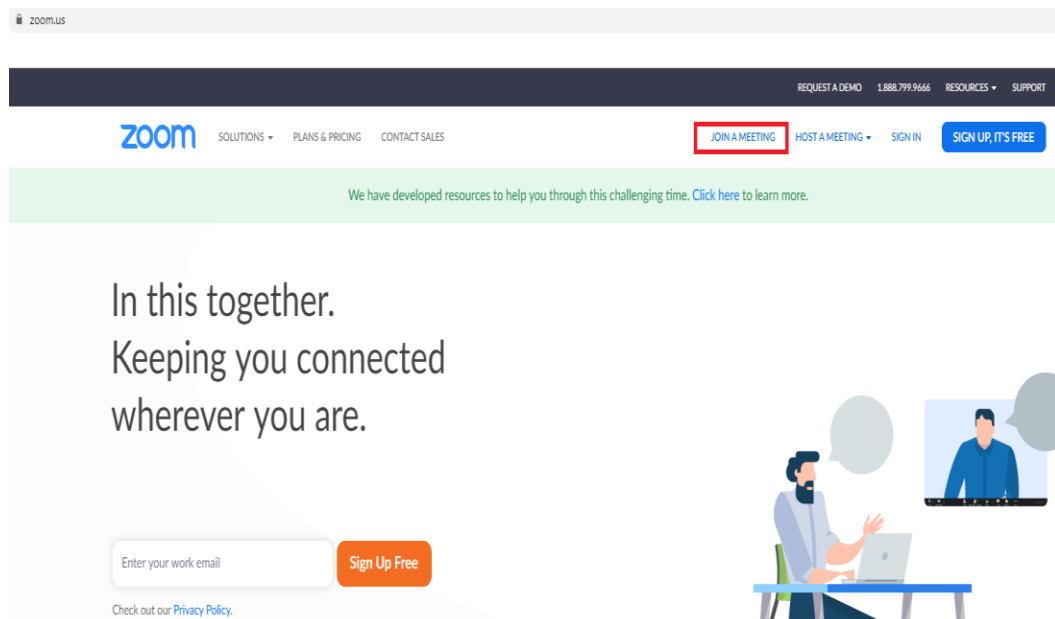
3. Open "Zoom" when prompted. You will be connected automatically to the meeting
4. Click "Call Using Internet Audio"
5. Click "Start Video" for the visual to enable if needed

Tip: If the audio is not on, try unmuting your device by swiping to the right and clicking on “Tap to Speak”. Once you enable your microphone swipe to the left to join the video



Joining a Tele Visit Directly from Zoom

1. Go to <https://zoom.us/> from your laptop or download the Zoom App on your mobile device
2. A Riverside staff member will contact you 15 minutes prior to your appt to confirm the provider is ready to join the Tele Visit. Once the staff member indicates it's time for you to connect, Click "Join Meeting"



3. Enter meeting number

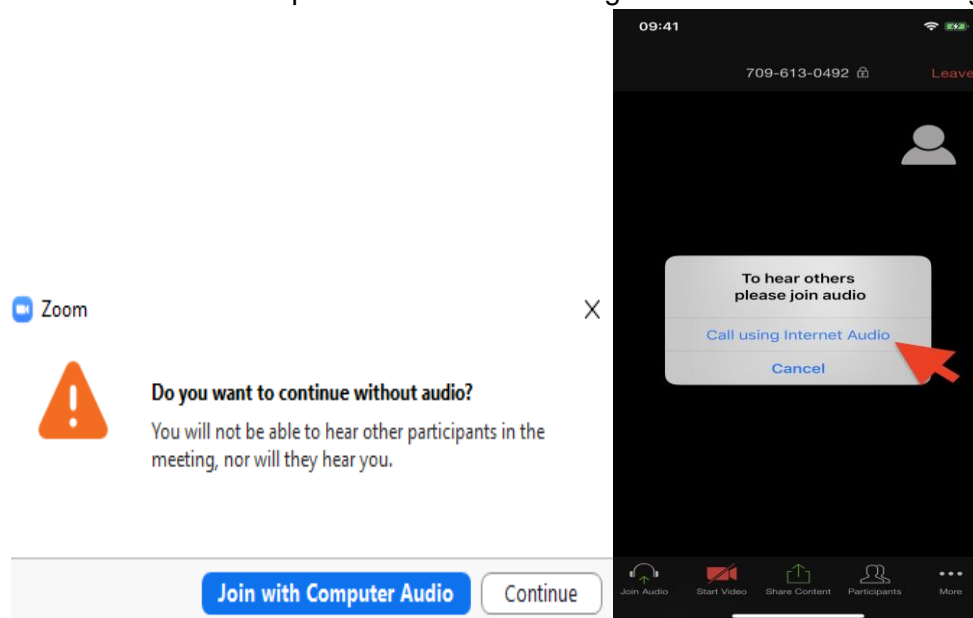
Join a Meeting

125 988 655|

Join

[Join a meeting from an H.323/SIP room system](#)

4. Run the Zoom application on your laptop or desktop if needed. If Joining from your mobile device click on “Join with Video”
5. Enter your name (if connecting from Laptop or desktop) and click “Join Meeting”
6. Join with Computer Audio or Call using Internet Audio if connecting from mobile device



Video Demo

https://blog.zoom.us/wordpress/2020/03/18/quick-info-how-to-zoom-new-videos/?_ga=2.124193290.1004068353.1585671320-1687412341.1585671320